






## Annex 2 – The Long View: Corporate KPIs Trends and Status

KPI Ref	Key Performance Indicator	Frequency	Trend over 2023/24				Trend over 2024/25		Status
			Q1	Q2	Q3	Q4	Q1	Q2	
032	Housing Land Supply (years)	Annually	G	A	A	A	G	A	
033	Milestones achieved on delivering the T&M Local Development Scheme	Quarterly	A	A	A	A	R	R	
034	Number of affordable homes built out per annum	Annually				G			
035	Number of people on housing register	Quarterly							Please refer to report.
036	Number of HR applications received	Quarterly							
037	Waiting time for assessment of HR applications (days)	Quarterly							
038	Number of people in Temporary Accommodation	Quarterly	R	R	R	A	R	R	
039	Number of properties where property conditions have been improved	Quarterly	G	R	G	G	G	A	
040	Number of housing enforcement notices served	Quarterly				G	A	G	Reactive to need
041	Number of disabled facilities grants completed in the borough.	Quarterly	A	A	A	G	A	G	